


We build a better future

# HDB Series Breakers



\*Photo may include optional equipment.

 **HYUNDAI**  
HEAVY INDUSTRIES  
CONSTRUCTION EQUIPMENT

Head Office  
1000 BANGGEOJINSUNHWAN-DORO, DONG-GU, ULSAN, 682-792, Korea  
TEL (82) 52-202-7722, 9807 / FAX (82) 52-202-7720



PLEASE CONTACT

[www.hyundai-ce.com](http://www.hyundai-ce.com)

2016.01 Rev. 2

 **HYUNDAI**  
HEAVY INDUSTRIES

# The Best Selection for Your Job!

HDB Series

3

- ✓ **Powerful Performance**
- ✓ **Advanced Technology**
- ✓ **Innovative Durability**

## Features for HDB Series Breakers

The new HDB series has innovating technology, unmatched durability and high productivity.

HDB series offer high performance and optimum durability by enlarging the diameter of the T/Bolt.

Changing the hose connecting port from a split flange structure (in/out port) to a new adapter type port avoid bolt breakage and oil leakage.

Hyundai breakers have an optimised form and intelligent look. The box housing is specially designed for advanced durability.

Hyundai breakers have a more powerful impact by enlarging the chisel's diameter, the bigger diameter also increases the strength of the chisel and therefore also improves durability.

The product range consists of 15 diversified products to fit any work conditions.

More options : Anti-Blank Firing On/Off Valve, TPC System(2 stages stroke valve), Provision Hole for underwater works and Auto Grease System.

Hyundai breakers ensure long life for the tools (Chisel Pins, T/Bolts, F/Heads, etc.) by applying the Anti-Blank Firing system.



### Choice of Options

#### Auto Grease Bracket Mounted System

This system has many advantages:

- Save human negligence of filling grease.
- To greasing several times a day, manual control does not need.
- Contributing to longer machine life, especially for chisels.
- No extra power source to drive.
- Applicable breakers are from HDB70 to HDB800.



### Shape of Chisel

Classification	Major Contents	
Moil		Concrete, Rocks, Pavements, Slopes
Wedge		Trench, Slopes, Finishing
Blunt		Quarries
Conical		Concrete, Rocks, Pavements

### Choosing the Chisel for Different Rock Types

Classification	Rock	Recommended Breakers	Recommended Chisels
Hard Rock	Basanite, Granite Diabase	HDB140 to HDB800	Blunt type, Wedge type
Soft Rock	Sandstone, Limestone Coal	HDB10 to HDB800	Moil type, Wedge type, conical type

#### Seal System




- By using only NOK seals on the HDB series, we have achieved longer seal life.
- On models HDB210 and up, an additional square buffer seal was added to increase the durability of the gas seals, step seals, and the piston.
- This buffer seal also helps to minimise the piston's shaking action.

#### Valve Case with TPC (Total Power Control) system



- We have shortened the Height & Length of the valve case, but made the width wider for additional balance.
- Valve Plate : Increased the durability by using 6 bolts instead of 4 bolts.
- 2 stroke selector is located on the Valve case as a standard (HDB210~HDB450) to change from long stroke to short stroke according to operator's need for optimal performance.

#### ABF(Anti Blank Firing) System with Auto Control Valve

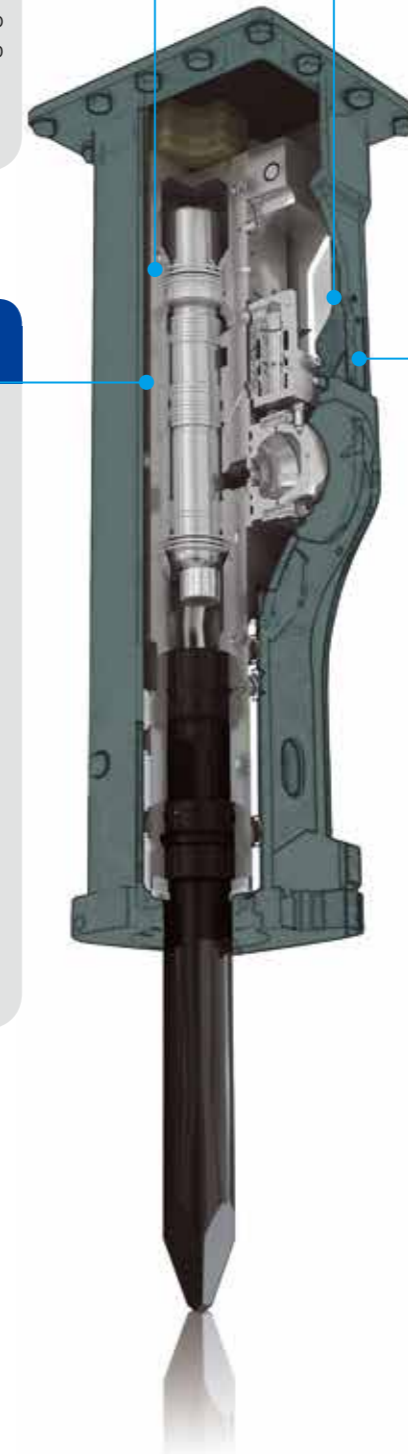


- ABF(Anti Blank Firing) System is provided as a standard starting from HDB50 to HDB800 Model.
- This system will help to protect the Chisel pins, T/Bolts and Front heads from Blank Firing, and it is suitable for all kinds of working environment.
- When Auto control valve is turned on, breaker operation will automatically start again by giving a small amount of pressure to Chisel, It will automatically stop when chisel is lift up or after breaking.
- But, from HDB650 to HDB800 models can not turn off the auto control valve to protect the breaker more perfectly.
- The distinctive feature will protect the equipment from Secondary breaking and amateur's operation by having the functioning of Anti Blank Firing automatically on breaker.

#### 2 Stroke Selector System



- 2 stroke selector is located on the side of Cylinder as a standard (HDB50~HDB180) to change from long stroke to short stroke according to operator's need for optimal performance.



### HDB Series Breaker Specification

Item	Unit	HDB10	HDB20	HDB40	HDB50	HDB70	HDB90	HDB140	HDB180	HDB210	HDB250	HDB300	HDB360	HDB450	HDB650	HDB800
Operating Weight (Top Box BKT.)	kg	115	150	224	333	431	614	929	1209	1738	2165	2832	2937	3713	4380	5625
	lb	253	330	493	734	950	1354	2048	2665	3832	4773	6243	6475	8186	9656	12401
Overall Length (w/STD. MTG. BKT)	mm	1110	1239	1408	1603	1805	1981	2225	2455	2764	2898	3200	3200	3595	3766	4059
	Inch	43.7	48.8	55.4	63.1	71.1	78	87.6	96.7	108.8	114.1	126	126	141.5	148.3	159.8
Overall Length (w.o/MTG. BKT)	mm	973	1090	1258	1419	1591	1760	1962	2153	2395	2526	2790	2790	3173	3271	3505
	Inch	38.3	42.9	49.5	55.9	62.6	69.3	77.2	84.8	94.3	99.4	109.8	109.8	124.9	128.8	138
Operating Weight (Side BKT.)	kg	-	-	162	271	380	513	773	1199	1647	2020	2796	2806	3628	-	-
	lb	-	-	357	597	750	1131	1704	2643	3631	4453	6164	6186	7998	-	-
Overall Length (Side BKT.)	mm	-	-	1192	1560	1657	1842	1903	2094	2348	2457	2732	2732	3070	-	-
	Inch	-	-	46.9	61.4	65.2	72.5	74.9	82.4	92.4	96.7	107.6	107.6	120.9	-	-
Chisel Out Dia.	mm	40	45	62	70	78	85	105	120	135	145	150	155	165	180	200
	Inch	1.6	1.8	2.4	2.8	3.1	3.3	4.1	4.7	5.3	5.7	5.9	6.1	6.5	7.1	7.9
Chisel Length	mm	420	500	610	730	806	850	975	1165	1250	1280	1400	1400	1650	1500	1700
	Inch	16.5	19.7	24	28.7	31.7	33.5	38.4	45.9	49.2	50.4	55.1	55.1	65	59.1	66.9
Setting Pressure	kgf/cm2	150	150	150	170	180	190	190	210	210	210	210	210	210	240	240
	psi	2134	2134	2134	2418	2560	2702	2702	2987	2987	2987	2987	2987	2987	3414	3414
Working Pressure	kgf/cm2	70~110	80~120	100~140	100~140	100~140	100~140	120~160	120~170	130~170	140~180	140~180	140~180	140~180	150~190	150~190
	psi	996-1565	1138-1707	1422-1991	1422-1991	1422-1991	1422-1991	1707-2276	1707-2418	1849-2418	1991-2560	1991-2560	1991-2560	1991-2560	2134-2702	2134-2702
Oil Flow	lpm	15~30	20~40	30~50	30~55	45~80	50~100	90~110	100~140	110~160	150~210	180~250	180~250	200~280	280~400	320~450
	gpm	4.0~7.9	5.3~10.5	7.9~13.2	7.9~14.5	11.9~21.1	13.2~26.4	24~29	26.4~37	29.1~42.3	39.6~55.5	47.6~66.0	47.6~66.0	52.8~74.0	74.0~105.7	322~119.9
Blow Rate (H/ Speed)	BPM	600~1200	600~1200	500~1000	350~900	350~850	300~700	350~550	350~550	350~500	250~350	200~350	200~350	200~300	250~420	230~370
					(450~1000)	(450~1100)	(550~950)	(500~750)	(450~600)	(450~600)	(300~450)	(300~480)	(300~480)	(300~450)	(300~500)	(300~480)
Back Head N2 Gas Pressure	kgf/cm2	12	12	12	12	12	12	12	11	11	11	11	11	11	16	11
	psi	171	171	171	171	171	171	171	156	156	156	156	156	156	228	156
Suitable Exca.	ton	0.5~1.5	0.8~3	3~5	4~6	6~8	7~12	10~15	16~20	18~25	22~29	26~32	28~40	38~50	42~81	55~100
	lb	1102~3307	2205~5512	6614~9921	6612~17637	11020~17637	13228~19842	22046~33069	35274~44092	39683~55116	48502~63934	57320~70548	61729~79366	88185~110231	92594~178574	121254~220462

Standard : ●, Option : ●

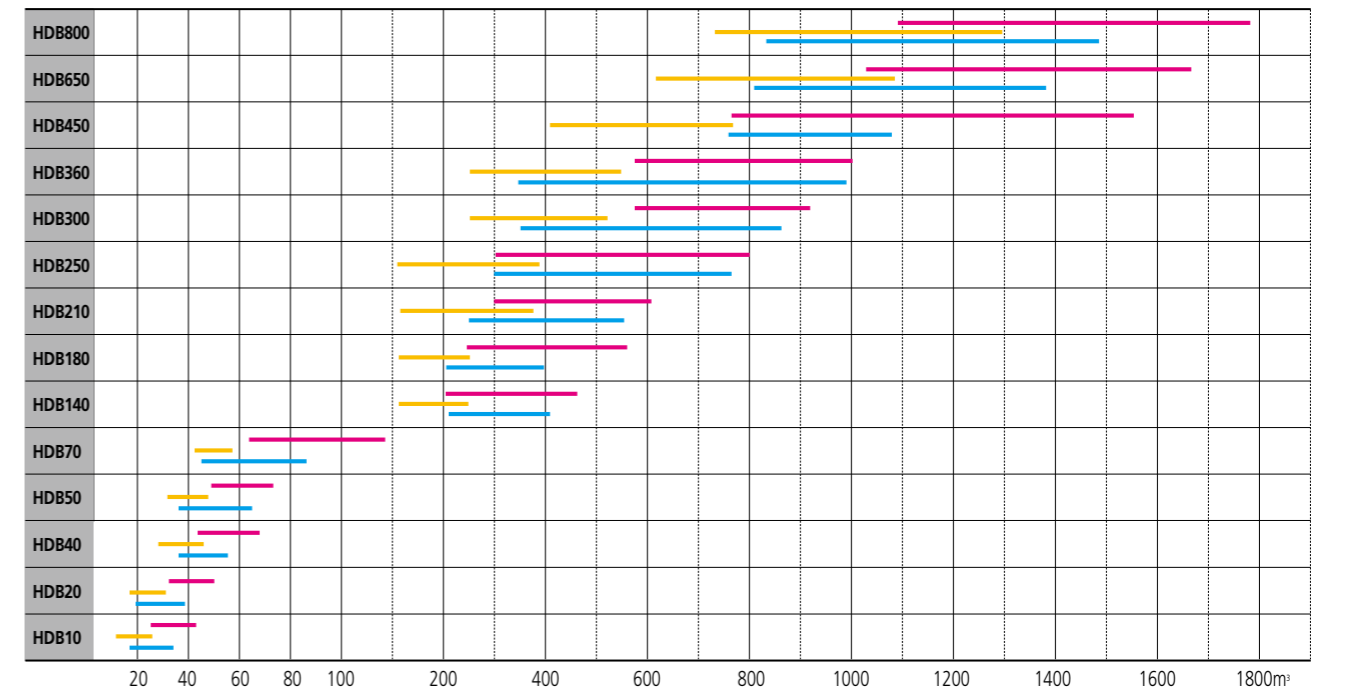
### Suitable Excavator

Item	HDB10	HDB20	HDB40	HDB50	HDB70	HDB90	HDB140
Model	R16-9	R27Z-9, R25Z-9A	R35Z-9, HSL850-7A	R55-9, R55W-9, R60-9S, R60W-9S, R60CR-9, H930, H940	H930S, H940S, H930C, H940C, R60-9	R80-7, R80CR-9	R140LC-9, R140LC-9S, R140W-9, R140W-9A, R140W-9S, R145LCR-9, R145LCR-9A, R140W-7
Item	HDB180	HDB210	HDB250	HDB300, 360	HDB450	HDB650	HDB800
Model	R160LC-9, R160LC-9S, R170W-9, R180LC-9, R180LC-9S, R180W-9A, R180W-9S, R170W-7, R160LC-9	R210LC-9, R210NLC-9, R210W-9, R210W-9S, R220LC-9A, R220LC-9S, R220LC-9SH, R235LCR-9, R235LCR-9A	R250LC-9, R260LC-9A, R260LC-9S	R290LC-9, R300LC-9A, R300LC-9S, R300LC-9SH, R320LC-9, R330LC-9A, R330LC-9S, R330LC-9SH, R380LC-9, R380LC-9A, R380LC-9SH, R430LC-9, R430LC-9A, R430LC-9SH	R480LC-9, R480LC-9A, R480LC-9S	R520LC-9, R520LC-9A, R520LC-9S	R800LC-9

### HDB Application

Contents	HDB10	HDB20	HDB40	HDB50	HDB70	HDB90	HDB140	HDB180	HDB210	HDB250	HDB300	HDB360	HDB450	HDB650	HDB800
Underwater works	-	-	●	●	●	●	●	●	●	●	●	●	●	●	●
Auto Greasing System Hole	-	-	-	-	●	●	●	●	●	●	●	●	●	●	●
TPC(Total Power Control) System Selector Type	-	-	-	●	●	●	●	●	●	●	●	●	●	●	●
ABF(Anti Blank Firing) System	-	-	-	●	●	●	●	●	●	●	●	●	●	●	●
Auto Greasing Unit	-	-	-	-	●	●	●	●	●	●	●	●	●	●	●
Central Grease Supply Unit	-	-	-	-	●	●	●	●	●	●	●	●	●	●	●
BPM Adjuster	-	-	-	-	-	-	-	-	●	●	●	●	●	●	●
Internal Relief Valve	-	-	-	-	-	-	-	-	●	●	●	●	●	●	-
TPC(Total Power Control) System Remote Control Type	-	-	-	-	-	-	-	-	●	●	●	●	●	●	-
Low Noise Housing Bracket	●	●	●	●	●	●	●	●	●	●	●	●	●	●	●

### Productivity (8 hours per day)



• Productivity can be changed depending on operator's skill, using machine and job site condition. The above data is reference purpose only.

Hard Sand Stone  
Reinforced Concrete  
Non-Reinforced Concrete